



### District Report Card: 2017


<b>State:</b> Telangana	<b>District:</b> RANGAREDDY
<b>Class:</b> 8	<b>Subject:</b> Language
<b>Schools:</b> 50	<b>Students:</b> 1207


### Participation/Coverage


#### Students

<b>GENDER</b> 	Boys		Girls	
	Number	%	Number	%
	593	49.13	614	50.87

<b>AREA</b> 	Rural		Urban	
	Number	%	Number	%
	835	69.18	372	30.82

<b>CATEGORY</b> 	SC		ST		OBC		GEN	
	Number	%	Number	%	Number	%	Number	%
	383	31.73	164	13.59	594	49.21	66	5.47

<b>CWSN</b> 	LD	VI	HI	S&LD	ID	Oth
	1	1	2	9	0	6

<b>MANAGEMENT</b> 	Government		Government-aided	
	Number	%	Number	%
	1205	99.83	2	0.17

### Average Performance of Students in Language (%)

Overall	Gender		Area		Management		Social Group			
	Male	Female	Rural	Urban	Govt.	Aided	SC	ST	OBC	GEN
54.08	54.11	54.06	53.11	56.27	54.09	50.00	54.64	47.32	54.81	61.11

## Performance on Learning Outcomes (LOs)

Learning Outcomes	Description	Average Performance(%)
L813	Read textual/non-textual materials with comprehension and identifies the details, characters, main idea and sequence of ideas and events while reading	54.08

Range of Performance of Students who Answered Correctly							
Below 30%		30% - 50%		50% - 75%		Above 75%	
Number	%	Number	%	Number	%	Number	%
203	16.82	316	26.18	452	37.45	236	19.55

## Lowest Performing Learning Outcomes (LOs)

1 - Read textual/non-textual materials with comprehension and identifies the details, characters, main idea and sequence of ideas and events while reading (54.08)